

The **PROPER WEAR** of **AIR FORCE-STYLE CADET UNIFORMS**



THERE IS ONLY

1 WAY

to WEAR
the UNIFORM:

the **RIGHT**
WAY

CADET UNIFORMS & INSIGNIA

CAP's vendor for uniform insignia is Vanguard at CivilAirPatrolStore.com, (800) 221-1264. Some squadrons keep these items on hand and the garments (but not insignia) may be available at the nearest Air Force installation, so check with your local leaders before making any purchases.

Air Force "Blues" Uniform

Flight cap (male)	CAP0994k
Flight cap (female)	CAP1015J
Cadet flight cap device	CAP0748A
Light blue, s/sleeve shirt (male)	CAP1001A
Light blue, s/sleeve blouse (female)	CAP1017
Blue 3-Line nameplate (last name)	CAP0599M
Blue trousers (male)	CAP0993K
Blue trousers (female)	CAP3500A
Blue skirt (female)	CAP3600A
Blue belt (with silver buckle)	2500500
Shoes or pumps	
Undershirt: plain white, (males: v-neck)	

Camouflage "BDU" (Battle Dress Utility)

BDU cap	CAP0990M
BDU shirt	1001506
BDU pants	1001524
"Civil Air Patrol" cloth tape	CAP0599K
Cloth nametape (last name)	CAP0599HA
US Flag patch ("reverse style")	4432430
BDU belt (with black buckle)	2500510
Combat boots & boot blousers	
Undershirt: plain black	

YOUR UNIFORM is a visual representation of your commitment to the Core Values. Because uniforms are unique — only CAP cadets wear the CAP cadet uniform — they are a source of pride. Wearing the uniform is part of your leadership training. The uniform helps you develop self-discipline, personal responsibility, and self-respect. Whenever you wear the uniform, you represent not just yourself but also all of CAP and the U.S. Air Force, so wear the uniform with pride.




Flight cap device is centered on left side, 1 1/2" from edge. Male and female flight caps are slightly different in style but prescribe the same rule for placing the device.



Chevrons rest 1-inch from the collar edge, parallel to that edge and centered. Chevrons are worn on both collars and in the same manner on BDUs and Blues alike.





Blue nametag (females) is centered on right breast, even with or up to 1 1/2 inches higher or lower than the first exposed button, parallel to the ground.



Belt & buckle tip of buckle extends to wearer's left (**males**) or right (**females**). No belt fabric should show. The edge of the shirt's button placket, the edge of the buckle, and edge of the trouser fly must align. This alignment is called the "gig line." Wear the silver tipped belt and buckle with Blues and the black tipped belt and buckle with BDUs.




Blue nametag (males) rests on but not over the right breast pocket, centered.



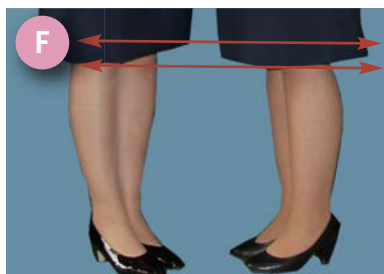
Ribbons (females) rest centered on left breast, parallel to ground. The bottom of the set of ribbons is even with the bottom of the nametag. Wear of ribbons is optional on the light blue shirt.



Blues pants front of pant leg should rest on front of shoe, with a slight break in crease and 1/8" longer on back



Ribbons (males) rest centered on, but not over, the left breast pocket. Wear of ribbons is optional on the light blue shirt.



Blues skirt (females) skirt length will be no longer than bottom of kneecap or shorter than top of kneecap.

BASIC GROOMING STANDARDS

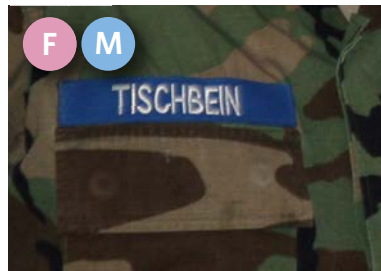
Males. Except in field conditions, cadets are expected to have a clean appearance free of dirt and grime. Anti-persperant / deodorant will be used and toothpaste and mouthwash as well. Hair must appear tapered and be trimmed to not touch the ears, collar, or eyebrows. Bangs cannot be visible when wearing headgear. Extreme or fad styles are prohibited. In general, the face must be clean shaven. Sideburns must be neatly trimmed and end before the bottom of the ear. A neatly trimmed mustache may also be worn. Earrings are prohibited. Necklaces cannot be visible.

Females. Except in field conditions, cadets are expected to have a clean appearance free of dirt and grime. Anti-persperant / deodorant will be used and toothpaste and mouthwash as well. Hair must be neatly arranged to present a conservative, feminine appearance, and may touch but not fall below the bottom edge of the collar. Only inconspicuous pins and combs may be worn in the hair. Extreme and fad styles are prohibited. Cosmetics are permitted if conservative and in good taste. Hair must not fall below the front band of the BDU cap, but may be visible in front of the flight cap. One small spherical earring per ear is permitted. Necklaces cannot be visible.

Note: These few pages on the wear of the uniform cover only the most common matters. For full details, see CAPM 39-1 at capmembers.com/pubs.



Chevrons rest 1-inch from the collar edge, paralell to that edge and centered. Chevrons are worn on both collars and in the same manner on BDUs and Blues alike.




Cloth nametape rests on but not over the right breast pocket of the BDUs. Do not cut the excess fabric but fold it under to prevent fraying.



Cloth CAP tape rests on but not over the left breast pocket of the BDUs. Do not cut the excess fabric but fold it under to prevent fraying.




Sleeves when rolled up must touch or come within 1" of forearm, when bent at 90° angle.



BDU pants must be bloused over combat boots

TEN TIPS *for* **LOOKING SHARP** *in* **UNIFORM**



1. Keep your insignia in a special place at home.
2. Prepare your uniform the night before you wear it.
3. Trim loose strings from buttons, pockets, and belt loops.
4. Use spray starch when ironing.
5. Obtain “enforcers” or put cardboard behind your ribbons.
6. Check your appearance in a full-length mirror.
7. Keep a small cloth with you to dust your shoes and brass.
8. Check your gig-line upon exiting a car or restroom.
9. Avoid leaning against anything while in uniform.
10. Ask your wingman to double-check your uniform.

CADET AWARDS & DECORATIONS

See CAPR 39-3 for information on how to earn these awards.

Cadet achievement ribbons and milestone awards are shown atop the shaded field. Cadets earn them through the normal course of progression in the Cadet Program.



Silver Medal of Valor



Bronze Medal of Valor



Distinguished Service Medal



Exceptional Service Award



Meritorious Service Award



Commander's Commendation Award



Achievement Award




Certificate of Recognition for Lifesaving Award



National Commander's Unit Citation Award



Unit Citation Award



Gen Carl A. Spaatz Award




Gen Ira C. Eaker Award




Amelia Earhart Award



Brig Gen Billy Mitchell Award



Neil A. Armstrong Achievement Ribbon




Dr. Robert H. Goddard Achievement Ribbon




Gen. Jimmy Doolittle Achievement Ribbon



Charles A. Lindbergh Achievement Ribbon



Capt Eddie Rickenbacker Achievement Ribbon



Wright Brothers Award



Col Mary Feik Achievement Ribbon



GAF Henry H. "Hap" Arnold Achievement Ribbon



Maj Gen John F. Curry Achievement Ribbon



Air Force Association Award to Unit Cadet of the Year



Air Force Sergeants' Association Award to Cadet NCO of the Year



Veterans of Foreign Wars Award to Cadet Officer of the Year



Veterans of Foreign Wars Award to Cadet NCO of the Year



Red Service Award



Rescue "Find" Ribbon



Air Search and Rescue Ribbon



Disaster Relief Ribbon



Community Service Ribbon



International Air Cadet Exchange Ribbon



National Cadet Drill Team Competition Ribbon



National Cadet Color Guard Competition Ribbon



Cadet Advisory Council Ribbon (solid white in color)



Cadet Special Activities Ribbon



Encampment Ribbon



Cadet Recruiter Ribbon